

SharkBite® Barb Manifold Systems with Shut-off Valves

DESCRIPTION

The SharkBite® Manifold System allows individual hot and cold lines to be connected directly to fixtures creating the ability to turn off water supply to individual fixtures from a central location. Available with 8, 12, 16, 20, 24, 28, 32, or 36 ports, these manifolds allow virtually endless variations when routing SharkBite® PEX Pipe in a water distribution system.

FEATURES AND BENEFITS

Smaller Diameter Piping Needed:

Easier piping runs to each fixture.

Lower Installation Cost:

Opportunity to eliminate all fittings between the manifold and the outlet.

Design certified and agency listed:

Inspector friendly, peace of mind!


Centrally located shut-off location:

Allows user to turn off water supply to one location rather than whole house.

Direct run to fixture:

Quicker delivery of hot & cold water to outlets.

More stable pressure to each fixture when operating simultaneous.



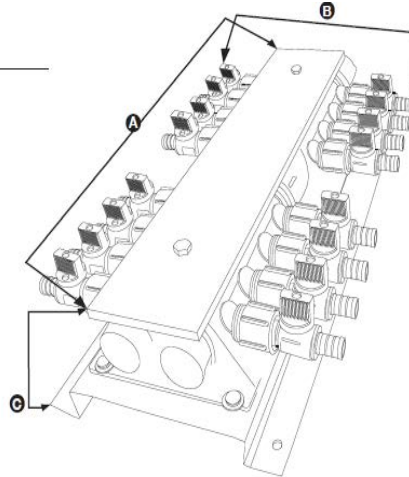
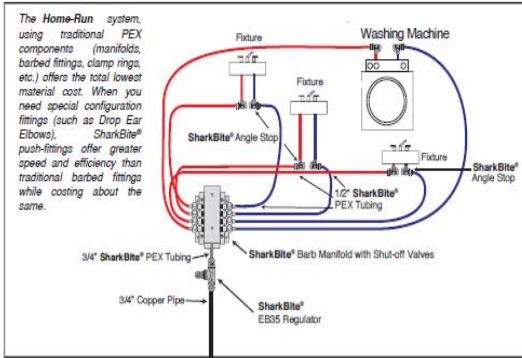
SPECIFICATION

A SharkBite Manifold System shall be installed into a SharkBite® PEX Pipe system allowing hot and cold lines to be connected directly to multiple fixtures while providing the ease of centrally located individual shut-off valves. The manifold shall have a Polysulfone body and housing, brass ball valves, and a steel mounting plate. The manifold shall be approved in accordance to NSF.



SharkBite® Barb Manifold Systems with Shut-off Valves

TYPICAL INSTALLATION



SPECIFICATION DATA

Performance:

Max Working Pressure: 100 PSI
 Max Working Temperature: 180° F

Materials:

Manifold Body and Housing: Udel Polysulfone (PLS)
 Mounting Plate: Steel
 Manifold Ball Valves: Brass

| Part # | Description | A | B | C |
|---------|---------------------------|--------|-------|-------|
| RM22708 | 3/4" Hot & Cold – 8 Port | 10.125 | 7 | 3 |
| RM22712 | 3/4" Hot & Cold – 12 Port | 14.25 | 7 | 3.25 |
| RM22716 | 3/4" Hot & Cold – 16 Port | 17 | 7 | 3.25 |
| RM22720 | 3/4" Hot & Cold – 20 Port | 22 | 7 | 3.125 |
| RM22724 | 3/4" Hot & Cold – 24 Port | 24.75 | 7 | 3.125 |
| RM22728 | 3/4" Hot & Cold – 28 Port | 32 | 7.25 | 3.125 |
| RM22732 | 3/4" Hot & Cold – 32 Port | 32.75 | 7.125 | 3.125 |
| RM22736 | 3/4" Hot & Cold – 36 Port | 38.125 | 7.125 | 3.125 |

AVAILABLE CONNECTIONS

Inlet: 3/4" Female thread swivel connection
 Outlets: 1/2" ASTM F1807 PEX connection

CERTIFICATIONS

The SharkBite® Barb Manifold Systems with Shut-off Valves are NSF listed to the ASTM F877 and CSA B137.5 product standard. The SharkBite® Barb Manifold Systems with Shut-off Valves are also certified to the NSF/ANSI NSF 61.

